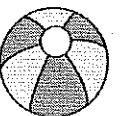

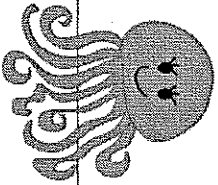


June 2017


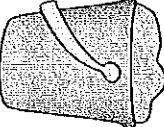


Sunday	Monday	Tuesday	Wednesday	Thursday	Friday	Saturday
				1 Count to 20. Count 10 of something outside.	2 March ten steps. Hop ten times on one foot. Hop ten times on your other foot.	3
4 	5 Take a picture walk through a new book. Make a prediction of what the story will be about.	6 Sing the alphabet. With help, try to write all of the letters in the alphabet.	7 With help write the numbers: 1 2 3 4 5 6	8 Read a song with someone at home. Tell your favorite part.	9 Find three things in your house and tell what shape they are.	10
11	12 Sing the alphabet. Say the letters that are in your name.	13 Clap your hands 10 times while counting to 10. Clap your hands 20 times while counting to 20.	14 Read a book with someone at home. Tell something important that happened.	15 Draw a picture of something you might see at the beach. With support, write the word.	16 If you have 2 bananas and someone gives you 1 more banana, how many bananas do you have?	17
18	19 Read a poem with someone at home. Tell your favorite part.	20 Put two toys next to each other. Which toy is taller? Shorter?	21 Draw a picture of your favorite TV character. With support, write the name of the character.	22 Line up five toys. Which toy is first? Which toy is last?	23 Practice writing your last name three times.	24 
25	26 Talk about things you see outside using the following words: over, under, in front of, and behind.	27 Look at the numbers below. Which is bigger? Smaller? 4 8	28 Read your favorite book with someone at home. Retell the story.	29 Draw a picture of what summer is to you. Illustrate!	30 Practice writing your first name three times.	



July 2017





Sunday	Monday	Tuesday	Wednesday	Thursday	Friday	Saturday
						1 
2	3 Draw a picture of something you would like to do this summer.	4 Ask someone to read you a book. Who is the author? What is an author's job?	5 Count 10 of something. (For example: ten crayons, pennies, cars)	6 Line up three toys. Which toy is first? Which is last?	7 Find something in your house that is a rectangle.	8
9 	10 Find something in your house that is a square.	11 Take 10 of something small. Split them into two groups, which group has more? Less? Try it again.	12 Sing the alphabet. With help, try to write all of the letters in the alphabet.	13 Ask someone to read you a book. Tell your favorite part of the story.	14 Ask someone to read you a book. Compare it to the book you read yesterday. What was the same? Different?	15
16	17 If we have 3 apples and add 2 more, how many apples do we have all together?	18 Look at the pattern. What comes next? ★ ■ ★ ■ ■	19 Ask someone to read you a book. Identify the cover of the book.	20 Find two of your favorite toys. Compare them. Which is taller? Shorter? Bigger? Smaller?	21 Draw a picture of your favorite food. With help, write the name of the food.	22
23/30	24/31 Ask someone to read you a book. What's your favorite part? Draw a picture of a farm animal.	25 Look at the letters in the alphabet. Point to each letter and say its name.	26 Practice writing your first name three times.	27 Use something at home (sticks, Play-Doh) to make different shapes.	28 Practice writing your last name three times.	29



August 2017



Sunday	Monday	Tuesday	Wednesday	Thursday	Friday	Saturday
		¹ Ask someone to read you a book. Who were the characters in the story?	² Sing the alphabet song. What letter does your name start with?	³ Count to 20. Draw 5 circles. Count the circles.	⁴ Draw a picture of something you did this summer. Write about your picture.	⁵
⁶	⁷ Draw a picture of the weather today. With support, write one word about the weather.	⁸ Sing the alphabet. What letters are in your name?	⁹ Look at the pattern. What comes next? ● ▲ ● ▲ —	¹⁰ Ask someone to read you a book. Who was the illustrator? What is the illustrator's job?	¹¹ Find something in your house that is a circle.	¹²
¹³ 	¹⁴ Ask someone to read you a book. Draw a picture of your favorite character.	¹⁵ With help write the numbers: 1 2 3 4 5 6 7 8 9 10	¹⁶ Count to 20. Count 10 of your favorite toys.	¹⁷ Sing your favorite song to someone at home.	¹⁸ Ask someone to read you a poem or a song. What was your favorite part?	¹⁹
²⁰	²¹ Look at a number line of numbers from 0 to 10. Point to each number and say its name.	²² Practice writing your first name three times.	²³ Ask someone to read you a book. What happened at the beginning and end of the book?	²⁴ If we have 4 cookies and you eat 2 cookies, how many cookies are left?	²⁵ Practice opening drinks and snacks that you might eat at school.	²⁶
²⁷	²⁸ Draw a picture of your family. Write each person's name by their picture.	²⁹ Find something in your house that is a triangle.	³⁰ Take a word walk around your house. With help, look for words and try to read them.	³¹ Practice zipping and preparing your backpack for Kindergarten.		

20 Free Learning Websites For Kids

<p>PBS Kids www.pbskids.org</p> <p>Hang out with your favorite characters all while learning.</p>	<p>Fun Brain www.funbrain.com</p> <p>Play games while practicing math and reading skills.</p>
<p>Star Fall www.starfall.com</p> <p>Practice your phonics skills with these read-along stories.</p>	<p>Into the Book www.reading.ecb.org</p> <p>Go "into the book" to play games that practice reading strategies.</p>
<p>Storyline Online www.storylineonline.net</p> <p>Have some of your favorite stories read to you by movie stars!</p>	<p>Seussville www.seussville.com</p> <p>Read, play games, and hang out with Dr. Seuss and his friends.</p>
<p>Highlights Kids www.highlightskids.com</p> <p>Read, play games, and conduct cool science experiments!</p>	<p>ABC YA www.abcy.com</p> <p>Practice math and reading skills all while playing fun games.</p>
<p>My StoryMaker www.clipgh.org/storymaker</p> <p>Get your child's imagination going by creating stories with them online.</p>	<p>Switcheroo Zoo www.switcheroozoo.com</p> <p>Watch, listen and play games to learn all about amazing animals.</p>

Sight Word Money

we

\$ \$

Sight Word Money

it

\$ \$

Sight Word Money

am

\$ \$

Sight Word Money

in

\$ \$

Sight Word Money

a

\$ \$

Sight Word Money

my

\$ \$

Sight Word Money

to

\$ \$

Sight Word Money

I

\$ \$

Sight Word Money











me

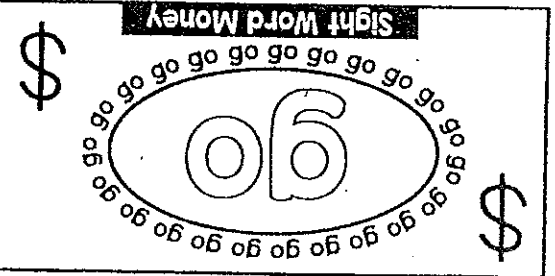
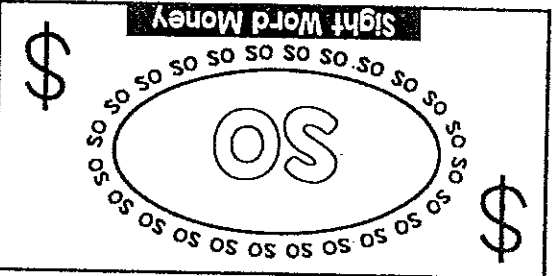







\$ \$

Sight Word Money

can

\$ \$





Sight Word Money

said said said said said said said said said said said

said

\$ \$

Sight Word Money

get get get get get get get get get get get

get

\$ \$

Sight Word Money

here here here here here here here here here here here

here

\$ \$

Sight Word Money

for for for for for for for for for for for

for

\$ \$

Sight Word Money

this this this this this this this this this this this

this

\$ \$

Sight Word Money

they they they they they they they they they they they

they

\$ \$

Sight Word Money

dn dn dn dn dn dn dn dn dn dn dn dn dn dn dn dn

dn

\$ \$

Sight Word Money

some some some some some some some some some some some

some

\$ \$

Sight Word Money

was was was was was was was was was was was

was

\$ \$

Sight Word Money

are are are are are are are are are are are

are

\$ \$

